


Finding Angles With the Calculator Part II (Std A4c)


Name _____

Find all possible solutions to the given trig expression and sketch the two terminal sides on the axes below.
Start with angles between 0° and 360°


1) $\sin \theta = 0.9781476007$




2) $\cos \theta = -0.999390827$




3) $\tan \theta = -1.732050808$



4) $\csc \theta = -2.9238044$



5) $\sec \theta = 1.305407289$



6) $\cot \theta = 0.1583844403$

